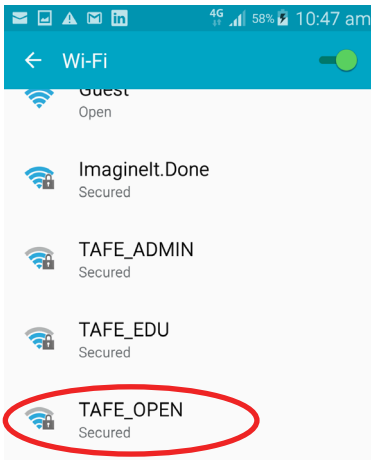


TAFE_OPEN WIFI SETUP ANDROID DEVICES

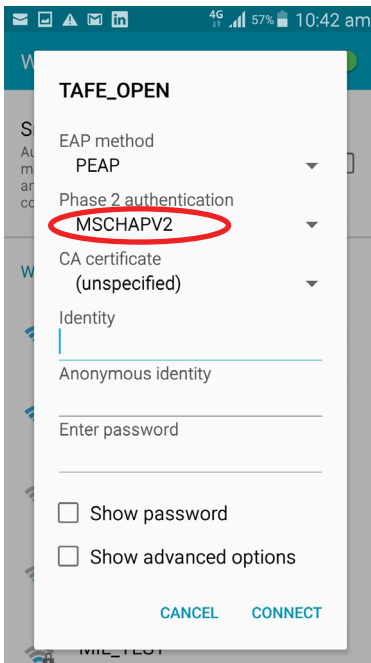


Steps to Connect to TAFE_OPEN WIFI

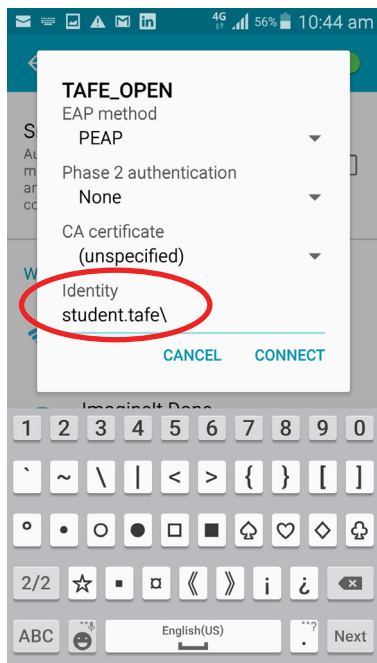
1. Go to **Settings -> Wi-Fi**
2. Select **TAFE_OPEN**



3. For Phase 2 authentication select **MSCHAPV2**



4. Enter username starting with **student.tafe** and enter password



Username format:

Prefix	Username Example
student.tafe\	student.tafe\1234567890

5. Trust **BTQADMCS1-CA** certificate if asked for

The device should now successfully connect to the TAFE_OPEN wireless network.