

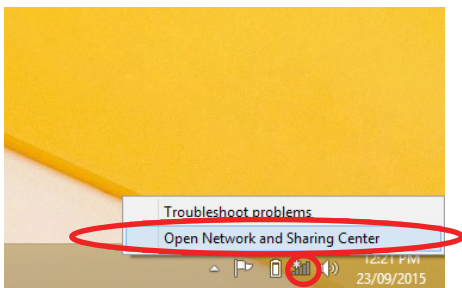
# TAFE\_OPEN WIFI SETUP WINDOWS 8



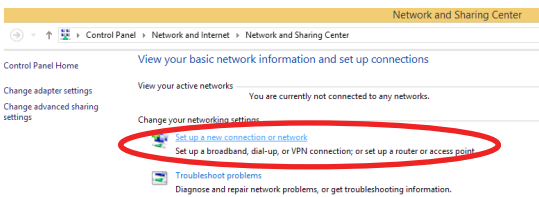
## Steps to Connect to TAFE\_OPEN WIFI

A wireless network profile must be manually created in order to connect to the TAFE\_OPEN wireless network.

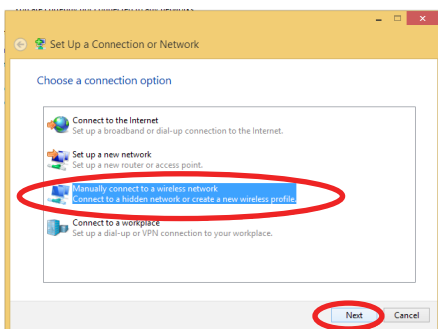
1. Right click the wireless icon in the taskbar (bottom right of screen)
2. From the pop up menu select **Open Network and Sharing Center**



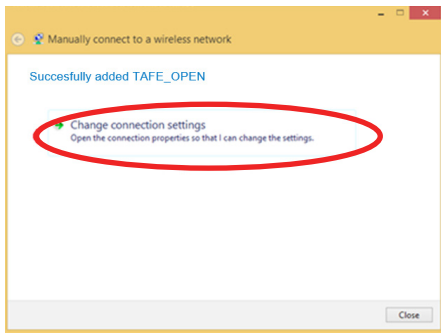
3. Select **Set up a new connection or network**



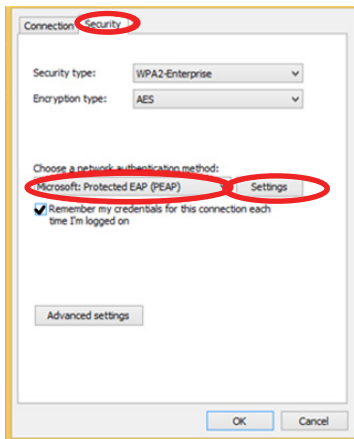
4. Select **Manually connect to a wireless network**
5. Create the wireless profile
  - a. Network Name - TAFE\_OPEN (case sensitive)
  - b. Security Type - WPA2-Enterprise
  - c. Encryption Type - AES
6. Un-check **Start this connection automatically**
7. Click **Next**



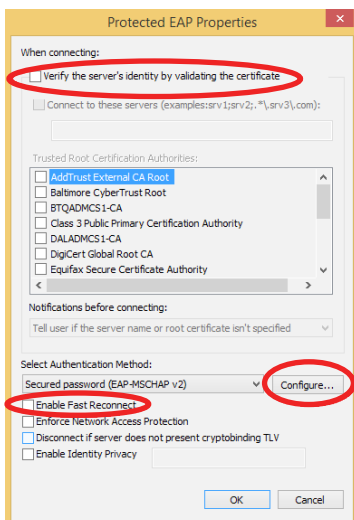
8. After creating the wireless profile select **Change connection settings**



9. Click on **Remember my credentials for this connection each time I'm logged on**  
10. On the security tab click **Settings**

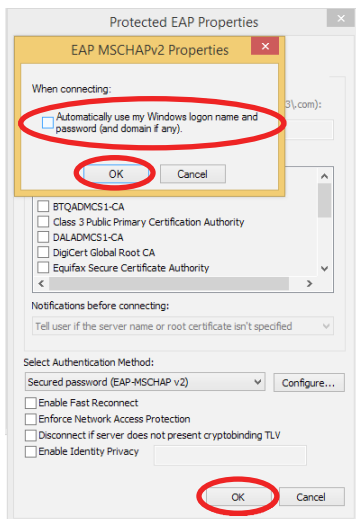


11. Un-Check **Verify the server's identity by validating the certificate**  
12. Un-check **Enable Fast Reconnect**  
13. Next to 'Secure password EAP MSCHAP v2' click **Configure...**

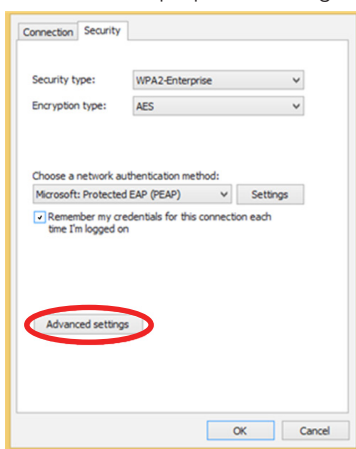


14. Un-check **Automatically use my windows domain and password...**  
15. Click **OK**

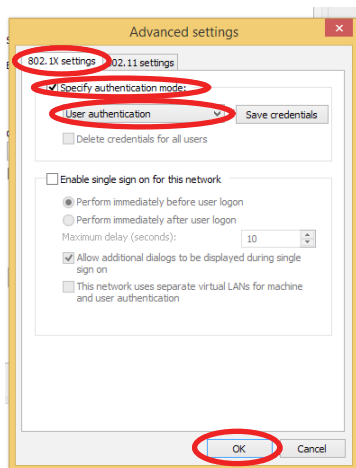
16. Click on **OK** to close the Protected EAP dialog box.



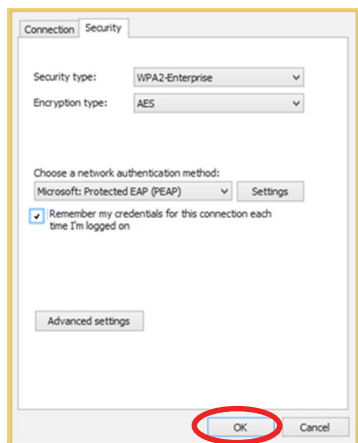
17. In the network properties dialog box select **advanced settings**



18. On the 802.1x tab check **specify authentication mode**  
19. Select **user authentication**  
20. Click **OK**



21. In the network properties dialog box click OK to complete the policy.



The wireless network policy configuration is complete and the device should now successfully connect to the TAFE\_OPEN wireless network.

After selecting the TAFE\_OPEN network the user will be prompted for network credentials, this is the user's network login credentials (same as used on TAFE computers). The username will need to be **entered with the prefix**, as detailed below, in order to ensure a successful authentication.

Username format:

Prefix	Username Example
student.tafe\	student.tafe\1234567890

The device should now successfully connect to the TAFE\_OPEN wireless network.